



AECHAC.COM, Grupo Global Bilateral Platform, Mexican Procedures, Cluster Comercio Internacional, Curso-sap.org, Capacitacionenfocada.com and ANMEC.org "Training for work"

You are invited to the online courses:

Course: "ERP PROCESS WORKSHOP©"®

AGENDA 2023 © – AECHAC®

Duration: 40 HOURS

Course objective:

At the end of the SAP Processes Workshop, the participant will describe the corporate logistics processes and effectively demonstrate the creation of objects, documents, orders and transactional data in the context of projects for the improvement and operation of the global technology platform, using the SAP system with instructions from the project leader, in front of a group, in the areas of Inventories, Purchasing, planning, production, sales, distribution and finance.

Aimed at:

Practical and online Workshop Course aimed at operational leader users, members of technological and supply chain project teams, Professionals and Technicians in careers related to logistics and financial processes, Analysts, business consultants. For students of Administration, Science, Law, Economics, Engineering, Systems, and in general for all users who need to master ERP management in the supply chain, interested in their progress and expanding their professional horizon.





"SAP® ERP 2023"® Process Workshop - AGENDA



session 0

propaedeutic and ERP navigation



- 0.1 Introduction to the management of ERP's.
- 0.2 Importance of Operating SAP.
- 0.3 SAP Modules vs. Careers.
- 0.4 Implementation methodology
- 0.5 How to download SAP at home.
- 0.6 Navigation in SAP.
- 0.7 List of Materials.
- 0.8 Stock of Materials.
- 0.9 Master of Materials.
- 0.10 Introduction to the BOM.

session 2

"Management INVENTORIES"



- 2.1 List of Material Documents
- 2.2 Entry of Goods by Inv. Initial
- 2.3 Verify movements of goods
- 2.4 Introduction to the MM module
- 2.5 Overview of S/4HANA processes
- 2.6 Block goods in Warehouse
- 2.7 Unlock goods in Warehouse
- 2.8 Block goods in Quality
- 2.9 Unlock Goods in Quality
- 2.10 Transfer between warehouses.
- 2.11 Exit for scrapping (Scrap).

Session 1

"Master data"



- 1.1 Master data: Consultation of materials Editing materials Creation of materials.
- 1.2 Guide to Fields and Tables
- 1.3 The ASAP methodology
- 1.4 Functional Specifications
- 1.5 The Bill of Materials (BOM)

session 3

"The process of SHOPPING"

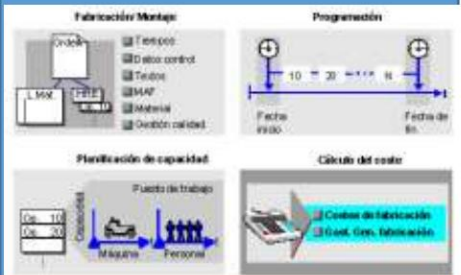


- 3.1 The Purchasing Cycle
- 3.2 Organizational Structure (Diagram)
- 3.3 Creation of suppliers
- 3.4 Supplier report
- 3.5 Create Purchase Request
- 3.8 Report of Requests for Orders
- 3.9 Create Purchase Orders with reference
- 3.10 Create Purchase Orders from scratch
- 3.11 Report of Purchase Orders
- 3.12 Goods receipt
- 3.13 Merchandise Entry Report
- 3.14 Reception of Invoices.



session 4

"PLANNING and CHECKING the Production"

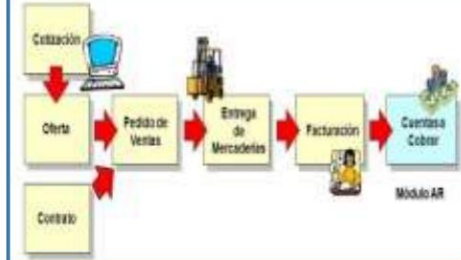


- 4.1 SAP processes and Planning
- 4.2 Master Data Planning/PRT
- 4.3 List of requirements and stock
- 4.4 Capture demand
- 4.5 Execute the MRP and results
- 4.6 Conversion of Planned Orders to Production.
- 4.7 Manufacturing scenarios (MTS/MTO)
- 4.8 Monitor Production Orders
- 4.9 Production order, status.
- 4.10 Creation of Work Centers
- 4.11 Creation of Routes
- 4.12 Creation of Manufacturing Version
- 4.13 Report Production
- 4.14 Give entry to PT warehouse



session 5

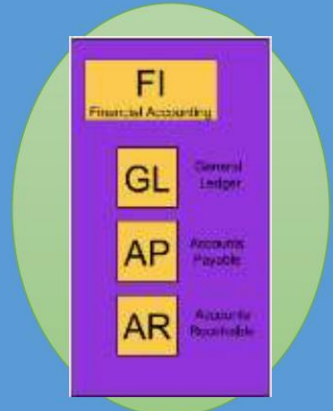
"The Session SALES and DISTRIBUTION Shopping"



- 5.1 Sales master data
 - Customers
 - Prices
- 5.2 Quotations
- 5.3 Sales Order Request
- 5.4 Sales Orders
- 5.5 Invoices
- 5.6 Reports
- 5.7 Outgoing Deliveries
- 5.8 Picking from Warehouse
- 5.9 Delivery monitor

Session 6

"The process of FINANCE"



- 6.1 Introduction to the SAP FI module
- 6.2 G/L account balances
- 6.3 Structured Balance List
- 6.4 Trial balance
- 6.5 Income statement and Balance Sheet
- 6.6 View accounts and catalog of accounts
- 6.7 Treatment of G/L Accounts
- 6.8 Open items from creditors
- 6.9 Open items from customers
- 6.10 Capture vendor invoice
- 6.11 Global Reports in Finance